

soils & hydrology

Low-Level Nitrogen Addition Promotes Net Methane Uptake in a Boreal Forest across the Great Xing'an Mountain Region, China

Minjie Xu, Shulan Cheng, Huajun Fang, Guirui Yu, Wenlong Gao, Yongsheng Wang, Xusheng Dang, and Linsen Li

Chronic nitrogen (N) deposition may alter the amount and direction of methane (CH₄) uptake in boreal forest soils, but the critical level of N deposition eliciting the alteration of soil CH₄ uptake remains unknown. In a cold-temperate coniferous forest in the Great Xing'an Mountain of northeastern China, NH₄NO₃ fertilizer was added at four rates: control (0 kg N ha⁻¹ year⁻¹), low N (10 kg N ha⁻¹ year⁻¹), medium N (20 kg N ha⁻¹ year⁻¹), and high N (40 kg N ha⁻¹ year⁻¹). Soil atmospheric CH₄ fluxes as well as soil temperature, soil moisture, mineral N, dissolved organic carbon (DOC), and pH values were determined to explore the main factors controlling soil CH₄ uptake fluxes under different N addition levels. Our results showed that N addition did not alter soil temperature, soil moisture, and soil NH₄⁺-N concentrations. Low N rather than medium and high N significantly increased soil DOC and NO₃⁻-N concentrations in mineral horizon as well as soil CH₄ uptake fluxes. In addition, soil acidification occurred in the fertilized forest soils, because soil pH declined by 0.4 unit. CH₄ uptake in the cold-temperate forest soil was dominated by soil moisture followed by soil DOC and soil mineral N. Low N seemed to stimulate soil CH₄ uptake through increasing the contents of soil DOC and NO₃⁻-N. These results suggest that low-level N addition (< 20 kg N ha⁻¹ year⁻¹) can promote CH₄ uptake in the cold-temperate coniferous forest soil, which is also conducive to carbon sequestration of the boreal forests.

Keywords: atmospheric N deposition, CH₄ uptake, soil mineral N, controlling factors, cold-temperate coniferous forest

Methane (CH₄) is the second most important greenhouse gas after CO₂ in the atmosphere and has a global warming potential more than 20 times greater than that of CO₂ across a 100-year time scale (Solomon 2007). The concentration of atmospheric CH₄ reached 1.774 ppm in 2005 and has increased at a rate of about 0.9% per year since the 1800s (Solomon 2007, Van Huissteden et al. 2008), contributing up to 15–20% to global warming effects (Dutaur and Verchot 2007). In general, aerobic soils are identified to be the only biological sink for atmospheric CH₄ and the annual uptake by soils is estimated to be 36 ± 23 Tg, which is equal to the annual increase in the atmospheric CH₄ pool

(Borken and Brumme 2009). Aerobic forest soils have an ability to strongly oxidize atmospheric CH₄ and contribute ~7% to the global atmospheric CH₄ sink (Smith et al. 2000, Wang and Ineson 2003, Aronson and Helliker 2010).

Forest soil CH₄ uptake is a biologically mediated process. Soil methanogenic bacteria use small molecule carbon compounds to produce CH₄ under anaerobic conditions, which soil methanotrophs can oxidize into CO₂ (Mancinelli 1995). Soil atmospheric CH₄ uptake fluxes are determined by the balance between CH₄ production and oxidation within soil profiles. Soil properties including soil moisture, soil temperature, soil texture, soil acidity, and

Manuscript received May 27, 2013; accepted October 31, 2013; published online November 28, 2013.

Affiliations: Minjie Xu, University of Chinese Academy of Sciences. Shulan Cheng, University of Chinese Academy of Sciences. Huajun Fang (fanghj@igsrr.ac.cn), Key Laboratory of Ecosystem Network Observation and Modeling, Institute of Geographical Sciences and Natural Resources Research, Chinese Academy of Sciences, Beijing, China. Guirui Yu, Key Laboratory of Ecosystem Network Observation and Modeling, Institute of Geographical Sciences and Natural Resources Research, Chinese Academy of Sciences. Wenlong Gao, Key Laboratory of Ecosystem Network Observation and Modeling, Institute of Geographical Sciences and Natural Resources Research, Chinese Academy of Sciences. Yongsheng Wang, Key Laboratory of Ecosystem Network Observation and Modeling, Institute of Geographical Sciences and Natural Resources Research, Chinese Academy of Sciences. Xusheng Dang, Key Laboratory of Ecosystem Network Observation and Modeling, Institute of Geographical Sciences and Natural Resources Research, Chinese Academy of Sciences. Linsen Li, University of Chinese Academy of Sciences.

Acknowledgments: This project was supported by the Development Plan Program of State Key Basic Research (Nos. 2012CB417103, 2010CB833502, and 2010CB833501), National Natural Science Foundation of China (Nos. 31130009, 41071166, 31070435, and 31290222), Bingwei's Funds for Young Talents from the Institute of Geographical Sciences and Natural Resources Research, the Chinese Academy of Sciences (No. 2011RC202), and the Chinese Academy of Sciences Strategic Priority Program (No. XDA05050600). We are grateful to Dr. Zachary Freedman and Dr. Karl J. Romanowicz of the University of Michigan for careful reading of the manuscript.

nitrogen (N) availability can affect the CH₄ uptake fluxes from forest soils (Borken and Brumme 2009). CH₄ uptake fluxes from forest soils are highly regulated by the availability of soil mineral N, including enhancement (Maljanen et al. 2006), no change (Whalen and Reeburgh 2000, Saari et al. 2004), and inhibition (Steudler et al. 1989, Adamsen and King 1993, Gulledge et al. 2004, Ambus and Robertson 2006, Galloway et al. 2008, Zhang et al. 2008). The increases in both soil NH₄⁺ and NO₃⁻ concentrations induced by N deposition inhibits soil CH₄ oxidation and uptake (Steudler et al. 1989, Gulledge et al. 1997, Wang and Ineson 2003, Reay and Nedwell 2004). However, the relative contributions of soil NH₄⁺ and NO₃⁻ accumulation to CH₄ uptake fluxes from forest soils are unclear, and the underlying mechanisms are not well understood (Bodelier and Laanbroek 2004).

The boreal forest, the second largest forest biome after the tropical forest, accounts for 14.5% of the earth's continental surface (Gower et al. 2001). Furthermore, well-drained boreal forest soils are important in atmospheric CH₄ uptake (Whalen et al. 1991). In the boreal forest soils, N is primarily bound in organic matter and mineral N content generally accounts for less than 1% of total soil N content (Saari et al. 2004, Fang et al. 2010). Moreover, rates of N mineralization are very slow in boreal forest soils as a result of low soil temperature and low soil pH as well as poor-quality litter (Fang et al. 2010). Whether chronic low-level N deposition will alter the CH₄ uptake rates in boreal forest soils remains controversial. For example, N input at a rate of 140 kg (NH₄)₂SO₄-N ha⁻¹ had no impact on CH₄ sink strength in an Alaskan boreal forest soil, which was consistent with a similar observation from a 3-year NH₄NO₃ addition experiment at a rate of 60 kg N ha⁻¹ year⁻¹ in a spruce forest (Gulledge et al. 1997, Whalen 2000). Conversely, continuous NH₄NO₃ addition in a spruce forest soil for three growing seasons led to an increased CH₄ uptake rate in situ of 16.3% (Maljanen et al. 2006). To some degree, these contrary results may reflect different responses of soil methanotrophs to low- and high-dose N fertilizer addition (Whalen and Reeburgh 2000). Therefore, it is necessary to better understand the responses of CH₄ uptake in boreal forest soils to chronic N deposition (Whalen and Reeburgh 2000, Galloway et al. 2008).

So far, the effects of N addition on CH₄ uptake from the boreal forest soils in Northeast China have not been well documented, and the relation of soil CH₄ flux to soil environmental variables under increasing N regimes is not well understood. In this study, we report the early responses of soil CH₄ uptake to low-level N addition in a cold-temperate coniferous forest. Our specific aims were to investigate the effects of different N addition levels on soil properties and CH₄ uptake and to explore the main factors controlling soil CH₄ uptake under different N addition levels.

Materials and Methods

Site Description

This study was conducted at the Genhe Boreal Forest Station in Inner Mongolia (50°49'–50°51' N, 121°30'–121°31' E). The station is located on the western slope of the Great Xing'an Mountains, with an average elevation of 826 m and an average slope of <3°. This site is characterized by its cold-temperate humid climate with a mean annual temperature of -5.4° C and mean annual precipitation (MAP) of 580 mm. Rain accounts for 80% of MAP and mainly occurs from May to September. Snowfall ranges from 20 to 40 cm, occurring from the end of September to early May, accounting for 20% of the total MAP. The vegetation type is cold-temperate

coniferous forest with stand age of about 200 years, dominate species being *Larix gmelinii*, *Betula platyphylla*, *Ledum palustre*, *Rhododendron simsii*, and *Vaccinium vitis-idaea*. Soils are classified as a haplic podzol (International Union of Soil Science Working Group 2006) developed on granite parent material. The average thicknesses of the organic and mineral layers are 10 and 20 cm, respectively. Soil physical and chemical properties for the organic and mineral layers are summarized as follows: soil organic matter contents range from 10 to 30%, total N contents range from 2.9 to 4.7 g kg⁻¹, total phosphorus contents range from 0.5 to 1.1 g kg⁻¹, pH values range from 4.5 to 6.5, and soil bulk density ranges from 0.15 to 0.74 g cm⁻³ (Fang et al. 2010).

Experimental Design

The N addition experiment was a randomized complete block design with three replicates. Referring to the atmospheric N deposition rate (8.5 kg N ha⁻¹ year⁻¹) (Lü and Tian 2007) in the Great Xing'an Mountain region, ammonium nitrate (NH₄NO₃) fertilizer was added as four rates: control (0 kg N ha⁻¹ year⁻¹), low N (10 kg N ha⁻¹ year⁻¹), medium N (20 kg N ha⁻¹ year⁻¹), and high N (40 kg N ha⁻¹ year⁻¹). The three treatments were set to simulate the changes in carbon (C) and N cycles in the boreal forest ecosystems under the scenarios of atmospheric N deposition being increased by 1, 2, and 4 times in the future. Each plot was 20 m by 10 m, with a 10-m buffer zone being set between plots. During the growing season (May–October), 95.2, 190.4, and 380.8 g of NH₄NO₃ fertilizers were weighed and dissolved in 40 L of water and then were evenly sprayed onto each low, medium, and high N plot at the first of each month, respectively. Control plots were treated with equal amounts of water, which is equivalent to an increase in annual precipitation of 1.2 mm.

Measurements of Soil Temperature, Moisture, and CH₄ Uptake Fluxes

The net exchange flux of soil CH₄ was measured 3 times per month using a static chamber and gas chromatograph technique. A chamber (50 cm in length, 50 cm in width, and 40 cm in height) and a collar (50 cm in length, 50 cm in width, and 10 cm in height) made from stainless steel was placed at each plot. The collar was inserted into the ground, to which an insulating polystyrene material was used to cover the chamber to avoid a rapid increase in chamber temperature. Soil CH₄ flux measurements started in early June, and all gas samples were collected between 9:00 and 11:00 am (China Standard Time) (Wang and Wang 2003). After the chamber was closed, gas samples were taken using a 100-ml plastic syringe at intervals of 0, 10, 20, and 30 min at each plot. All gas samples were then injected into a gas chromatograph (Agilent GC-7890A, equipped with a stainless steel column (1/8 outside diameter by 2 m long) packed with 13X molecular sieve (60/80 mesh) and a flame-ionization detector (detector temperature, 250° C; oven temperature, 55° C; carrier gas, N₂ at 30 ml min⁻¹; burning gas, purified H₂ at 30 ml min⁻¹, and synthetic air, 400 ml min⁻¹) to determine CH₄ concentrations within 24 hours. The soil CH₄ uptake rates were calculated according to Wang and Wang (2003). In addition to gas sampling, we also measured atmospheric temperature, both inside the chamber and 10 cm below ground using a JM624 electronic thermometer (JinMing Instrument Co., Ltd.), and measured soil water content in the upper 10-cm horizon using a TDR200 soil moisture meter (Spectrum Technologies).

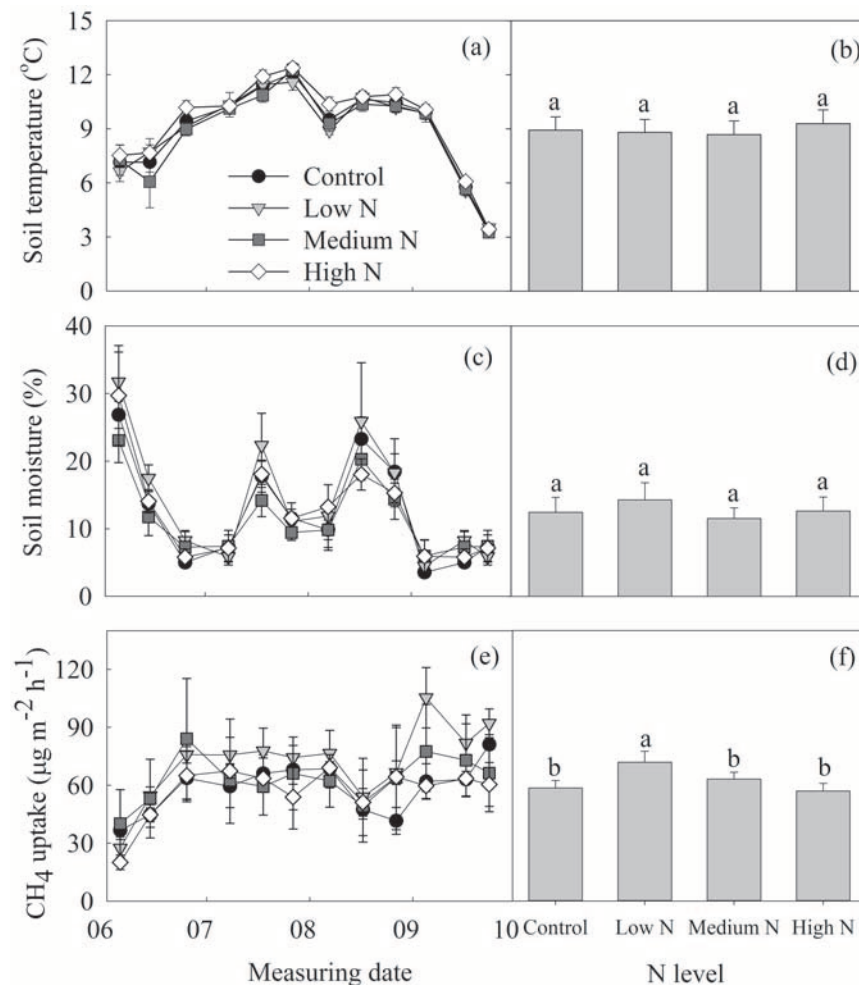


Figure 1. Monthly variations in soil temperature (a and b), soil moisture (c and d), and soil CH₄ fluxes (e and f) and their responses to N addition levels. The data in columns represent the means and SEs of the whole growing season. Different letters above the columns indicate significant differences between N levels.

Soil Sampling and Analysis

On the 15th day of each month during the growing season of 2010, soil samples in organic (Oe/Oa) and mineral horizons (A) were collected. After the surface organic horizon was removed, mineral soil samples were taken using a 2.5-cm diameter corer to the depth of 10 cm at each plot and were transported to the laboratory in chilled polystyrene boxes. In the laboratory, soil samples were sieved through a 2-mm sieve to remove stones and roots and were then stored at 4° C before analysis. Soil NH₄⁺-N and NO₃⁻-N concentrations were determined by colorimetry on a continuous flow AA3 AutoAnalyzer (Bran Luebbe) (Fang et al. 2012). Soil dissolved organic matter was extracted as described previously by Jang et al. (2011), and then its C concentration was measured using the FlashEA 1112 total organic carbon analyzer (Elementa). Soil pH values in the 0–10 cm mineral horizon were determined using a pH meter (S20K; Mettler Toledo) with the soil/water ratio of 1:2.5.

Statistical Analyses

Repeated-measures multivariate analysis of variance (ANOVA) was applied to examine the difference in soil properties and soil CH₄ uptake fluxes for different levels of N addition. Comparisons of the means were conducted using Tukey's honestly significant difference test. Standardized regression analysis was used to analyze the rela-

tionships between soil CH₄ uptake fluxes and soil properties including soil temperature, moisture, mineral N, dissolved organic carbon (DOC), and pH with the N addition levels as categorical variables (Fang et al. 2012). All statistical analyses were performed using SPSS software (version 16.0; SPSS, Inc.). In addition, SigmaPlot software (version 10.0) was applied for statistical graphics. Statistical significant differences were accepted at $P < 0.05$ unless otherwise stated.

Results

Soil Temperature, Moisture, and CH₄ Uptake Fluxes

There were significant seasonal variations in 0–10 cm soil temperature and soil moisture ($P < 0.001$) (Figure 1a–d; Table 1). The peak soil temperature in 0–10 cm depth occurred at the end of July (Figure 1a). N addition did not alter the average soil temperature, which ranged from 8.7° C at low N plots to 9.3° C at high N plots ($P = 0.15$) (Figure 1b; Table 1). Three peaks in soil moisture content occurred in early June, mid-July, and mid-August, corresponding to the periods of snowmelt in June and rain events in July and August, respectively (Figure 1c). There was no significant difference in soil moisture among N addition treatments ($P = 0.46$) (Table 1).

The cold-temperate coniferous forest soil was a net sink for atmospheric CH₄ during the growing season, with the measured CH₄ uptake fluxes ranging from 20.0 to 105.3 µg CH₄ m⁻² h⁻¹

Table 1. Results of repeated-measures ANOVAs on the effects of month, N level, and their interactions on soil CH₄ flux and soil variables.

Source of variation	CH ₄ flux	Soil temperature	Soil moisture	Soil pH	P value					
					Soil NH ₄ ⁺ -N		Soil NO ₃ ⁻ -N		Soil DOC	
					Original	Minimal	Original	Minimal	Original	Minimal
Month	<0.001	<0.001	<0.001	<0.001	0.001	<0.001	0.17	0.001	<0.001	0.72
N level	0.032	0.15	0.46	<0.001	0.86	0.14	0.31	0.005	0.001	0.02
Month × N level	0.66	0.99	0.94	<0.001	0.43	0.73	0.67	0.99	0.37	0.98

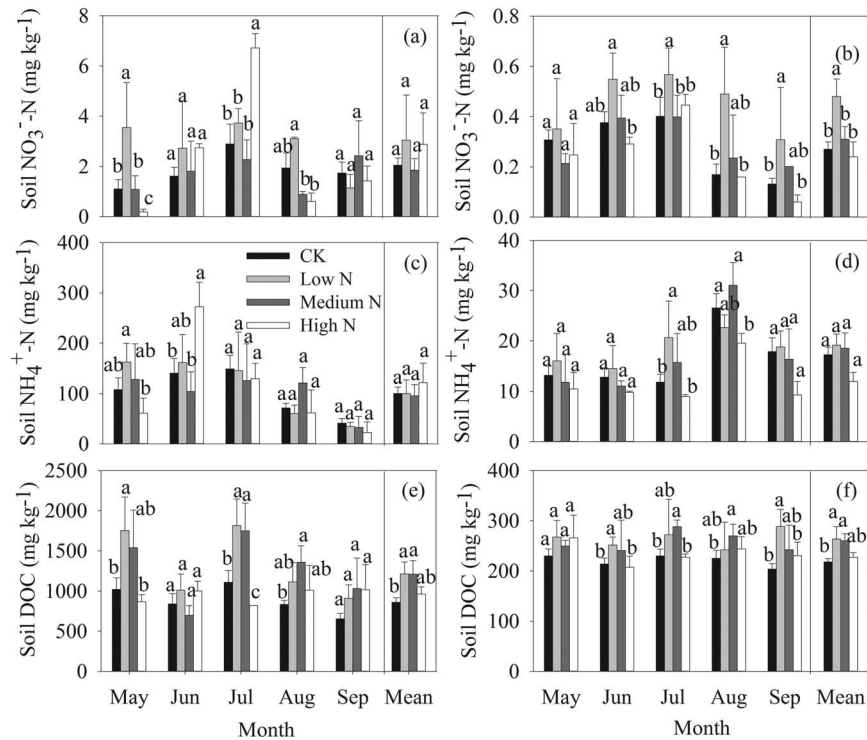


Figure 2. Monthly variations in soil mineral N and DOC concentrations at the organic (a, c, and e) and mineral horizons (b, d, and f) and their responses to N addition levels. Different letters above the columns indicate significant differences between N levels.

(Figure 1e). The seasonal variation in soil CH₄ uptake fluxes was significant ($P < 0.001$) (Table 1), and the maximum and minimum fluxes occurred in early September and early June, respectively (Figure 1e). In addition, a significant difference was detected in the soil CH₄ uptake fluxes among the N addition treatments ($P = 0.032$) (Table 1), with the greatest CH₄ uptake flux in the low N treatment (Figure 1f).

Soil Mineral N and DOC Concentrations

With the exception of soil NO₃⁻-N concentrations in organic horizon, soil NO₃⁻-N and NH₄⁺-N concentrations exhibited significant monthly variations ($P = 0.001$, $P < 0.001$, and $P = 0.001$) (Figure 2a–d; Table 1) in both soil horizons. Furthermore, mineral N concentrations spiked in July or August, time points corresponding to high soil temperature. In the control plots, the averages of soil NO₃⁻-N and NH₄⁺-N concentrations were 2.1 and 100.4 mg kg⁻¹ in the organic horizon and 0.3 and 17.2 mg kg⁻¹ in the mineral horizons, respectively (Figure 2a–d). More than 97% of mineral N in the boreal soil was NH₄⁺-N. In the first growing season of N addition, low N rather than medium or high N significantly increased soil NO₃⁻-N concentrations in the mineral horizon by 78% ($P = 0.005$) (Figure 2b; Table 1). However, there was

no difference in NH₄⁺-N concentration for all N treatments ($P = 0.86$ and $P = 0.14$) (Figure 2c–d; Table 1).

Soil DOC concentrations in the organic horizon showed a significant monthly variation with the maximum occurring in July ($P < 0.001$) (Figure 2e–f; Table 1). At the control plots, the averages of soil DOC concentrations were 859.2 and 218.0 mg kg⁻¹ in organic and mineral horizons, respectively (Figure 2e–f). N addition significantly increased soil DOC concentration in both organic and mineral horizons, and the differences between low N, medium N, and control were significant ($P = 0.001$ and $P = 0.02$, respectively) (Figure 2e–f; Table 1). The increases in DOC induced by N addition ranged from 11.9 to 41.1% in the organic horizon and from 4.1 to 20.9% in the mineral horizon (Figure 2e–f).

Soil pH Values

Multivariate ANOVA results indicated that both month and N addition level significantly affected soil pH values, with a significant interaction between month and N level ($P < 0.001$) (Table 1). Soil pH values in the 0–10 cm mineral horizon ranged from 4.9 to 5.2, with an average of 5.0. Interestingly, we found that N addition led to significant soil acidification, with medium and high N reducing

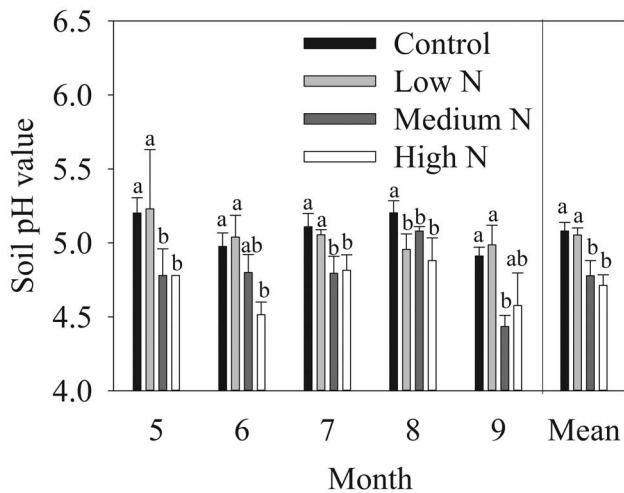


Figure 3. Monthly variations in soil pH values at 0–10 cm mineral horizon and their responses to N addition levels. Different letters above the columns indicate significant differences between N levels.

Table 2. Regression models between soil CH₄ fluxes and environmental variables based on data pooled by all N addition levels.

Environmental variable	Equation	r ²	P value
10 cm Ts	$F_{CH_4} = 222.57 - 37.05Ts + 1.99Ts^2$	0.301	<0.001
10 cm Ms	$F_{CH_4} = 78.41 - 1.69Ms$	0.393	<0.001
Soil NH ₄ ⁺ -N content	$F_{CH_4} = 64.23 - 0.10NH_4^+$	0.236	0.001
Soil NO ₃ ⁻ -N content	$F_{CH_4} = 56.60 + 1.58NO_3^-$	0.213	0.003
Soil DOC content	$F_{CH_4} = 52.19 + 0.012DOC$	0.204	0.004
Soil pH value	$F_{CH_4} = 196.73 - 27.62pH$	0.244	<0.001
Combined	$F_{CH_4} = -0.44Ms - 0.36NH_4^+ + 0.24NO_3^- + 0.37DOC + 0.29low\ N$	0.543	<0.001

Ts soil temperature; Ms, soil moisture.

soil pH values in mineral horizons ($P < 0.001$) (Figure 3). The mean soil pH value at high N plots decreased by about 0.4 unit compared with the control (Figure 3).

Relationships Between Soil CH₄ Uptake Fluxes, and Soil Properties

The correlation between soil CH₄ uptake fluxes and soil temperature could be characterized using a quadratic equation; the critical temperature at the negative apex of the regression was about 9° C ($r^2 = 0.301$, $P < 0.001$) (Table 2; Figure 4a). Soil CH₄ fluxes were negatively correlated with soil moisture, pH, and NH₄⁺-N contents ($r^2 = 0.393$, 0.244, and 0.236, respectively, $P < 0.001$) (Table 2; Figure 4b–d), and positively associated with soil DOC and soil NO₃⁻-N concentrations ($r^2 = 0.213$ and 0.204, respectively, $P < 0.01$) (Figure 4e–f). All significant continuous variables and categorical variables explained more than 54.3% of the variation in soil CH₄ uptake fluxes (Table 2). Multiple stepwise regression analysis revealed that soil CH₄ uptake fluxes were mainly controlled by soil moisture followed by DOC and mineral N (Table 2). Taking N levels as categorical variables, we found that soil CH₄ uptake fluxes were positively correlated with low N and not related to medium and high N.

Discussion

Effects of N Addition on Soil CH₄ Uptake Fluxes

The rate of atmospheric N deposition in the boreal forest area of the Great Xin'an Mountain was estimated to be 8.5 kg N ha⁻¹ year⁻¹, which was slightly higher than the rates of boreal forests in Scandinavia, Canada, and Alaska (Lü and Tian 2007). Low-level N deposition input increased the N availability of the boreal forest and then affected other soil properties and soil CH₄ uptake. During the growing season, the cold-temperate coniferous forest soil in the Great Xing'an Mountain region was a significant sink for atmospheric CH₄ with the average magnitude of 58.49 μg CH₄ m⁻² h⁻¹. We did not measure soil CH₄ fluxes in the nongrowing season because of very low temperature and soil freezing. One of our previous studies had shown that gas exchange between soil and atmosphere was weak in winter (Fang et al. 2010). Most studies reported that elevated atmospheric N deposition or fertilization inhibited atmospheric CH₄ oxidation and decreased net CH₄ uptake in forest soils (Castro et al. 1995, Sitaula et al. 1995, Steinkamp et al. 2001, Gullidge et al. 2004, Chan et al. 2005, Maljanen et al. 2006, Zhang et al. 2008, Basiliko et al. 2009). Three mechanisms have been proposed for the partial inhibition of CH₄ uptake by well-drained soils in response to increased N inputs: competitive inhibition of CH₄ monooxygenase; toxic inhibition by hydroxylamine (NH₂OH) and nitrite (NO₂⁻) produced via NH₄⁺ oxidation; and osmotic stress due to high concentrations of NO₃⁻ and/or NH₄⁺ (Schnell and King 1994, Bradford et al. 2001, Bodelier and Laanbroek 2004, Reay and Nedwell 2004). However, in our study N addition slightly promoted soil CH₄ uptake fluxes. Our results were consistent with findings of some other studies from boreal forests (Whalen and Reeburgh 2000, Saari et al. 2004, Maljanen et al. 2006, Basiliko et al. 2009). For example, Whalen and Reeburgh (2000) reported that high doses of N fertilization application (140–580 kg NH₄⁺-N ha⁻¹ year⁻¹) did not alter CH₄ uptake rates in the boreal forest soil in Alaska, USA. A mechanism proposed to explain this is that the available N concentration in the ecosystem did not meet the threshold of atmospheric N deposition in the high latitudes of the northern hemisphere (Whalen and Reeburgh 2000). Saari et al. (2004) found that 27 years of continuous N addition did not reduce the CH₄ uptake fluxes from the Norway spruce forest soil. Both the in situ measurements of soil CH₄ uptake fluxes and ex situ laboratory incubation showed that N addition with NH₄NO₃ led to increased CH₄ oxidation and uptake in an N-poor boreal forest soil by more than 16.3% (Maljanen et al. 2006). Therefore, we expected that chronic N deposition in boreal forests in the Great Xing'an Mountain region was conducive to increasing CH₄ uptake. Unfortunately, the inherent mechanisms responsible for promoting CH₄ uptake in N-poor boreal forest soils remain unclear.

Recent evidence shows that soil NH₄⁺-N contents were negatively correlated with soil CH₄ uptake fluxes (Zhang et al. 2008, Kim et al. 2012), whereas soil NO₃⁻-N content had either positive or negative effects on soil CH₄ uptake (Jang et al. 2006, Fang et al. 2010). In our study, N addition did not significantly accumulate soil NH₄⁺-N, but significantly increased soil NO₃⁻-N. It was likely that soil NH₄⁺ was assimilated by plants (preferred N form) and microbes and oxidized to NO₃⁻. Furthermore, soil CH₄ uptake fluxes were negatively and positively correlated with soil NH₄⁺-N and NO₃⁻-N contents, respectively. The results suggested that the promotion of low N and inhibition of NH₄⁺ of soil CH₄ uptake fluxes were partly attributed to the accumulation of soil NO₃⁻-N.

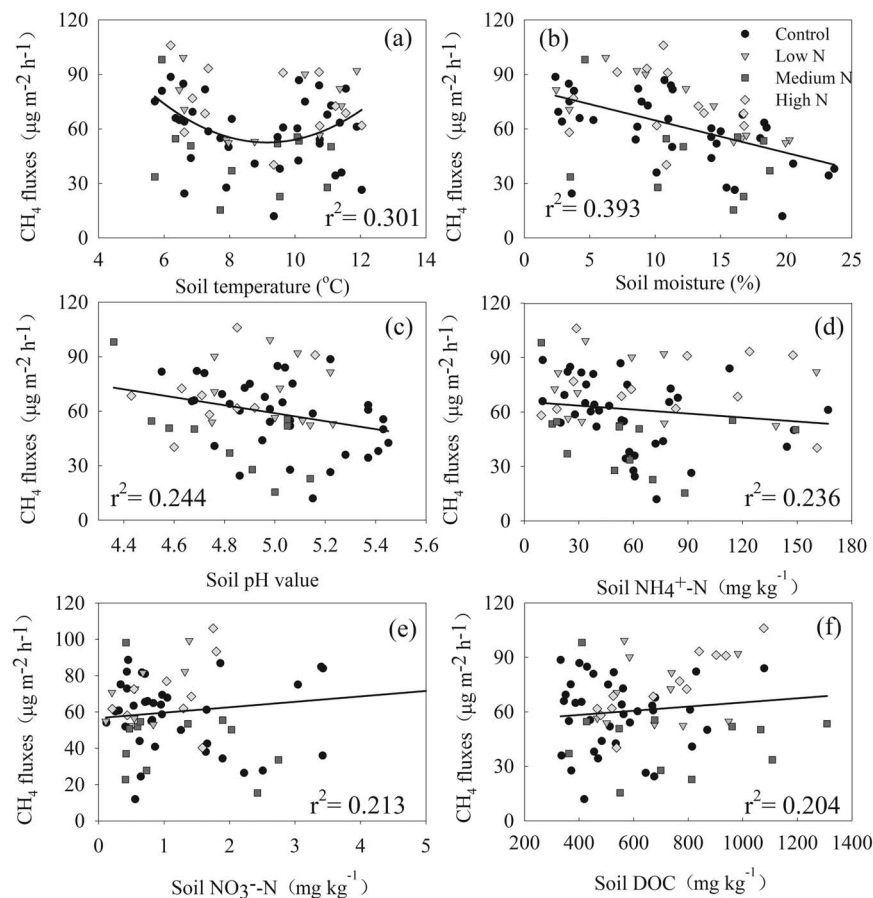


Figure 4. Correlations between soil CH₄ uptake fluxes and environmental variables.

Plant root uptake and soil microbial utilization of NH₄⁺-N prevented significant accumulation of soil NH₄⁺-N, and inhibition of NH₄⁺ on soil CH₄ uptake did not occur. Whalen and Reeburgh (2000) also concluded that N inputs did not influence CH₄ uptake until they significantly increased soil N availability in boreal forest soils. Unfortunately, few studies to explore the promotion of soil NO₃⁻-N accumulation on the soil CH₄ uptake in N-limiting boreal forests have been conducted. The possible mechanisms responsible for it could be attributed to two aspects (Bodelier and Laanbroek 2004, Bodelier 2011): the NO₃⁻-N relieves N limitation of cell growth and subsequently increases the activity of the methanotrophic community; and NO₃⁻-N accumulation interferes more directly with the synthesis of involved enzymes in the CH₄ oxidation pathway of nitrogen-starved cells. In general, NO₃⁻-N has been found to be inhibitory only at very high concentrations, which probably gives rise to osmotic effects (Bodelier and Laanbroek 2004). Overall, we suggest that the promotion of soil nitrate accumulation on soil CH₄ uptake was indirect. Soil nitrification consumes soil NH₄⁺-N and subsequently accumulates soil NO₃⁻-N in mesic condition, and subsequently no NH₄⁺-N accumulation favors soil CH₄ uptake in boreal forests (Fang et al. 2010).

Other Factors Controlling Soil CH₄ Fluxes

Forest soil CH₄ uptake combines soil CH₄ production and consumption processes and is influenced by many factors such as substrate availability, soil temperature, soil moisture, soil pH, soil nutrients, and vegetation type (Whalen and Reeburgh 2000). Several studies show that soil moisture content is a major factor controlling

CH₄ production and oxidation (Stuedler et al. 1989, Koschorreck and Conrad 1993, Van den Pol-van Dasselaar et al. 1998, Stein and Hettiaratchi 2001, Dijkstra et al. 2010, Kim et al. 2012) and is negatively correlated with soil CH₄ uptake in boreal, temperate, and subtropical forest soils (Bowden et al. 1998, Zhang et al. 2008, Fang et al. 2010). N fertilizer application generally increases plant primary production and ecosystem evapotranspiration (Sonnleitner et al. 2001) and can increase rather than decrease soil moisture, depending on ecosystem types (Inouye 2006, Fang et al. 2012). Soil moisture alters soil CH₄ production and oxidation rates through changing soil aeration, redox potential, and diffusion properties of CH₄ and O₂ (Hütsch et al. 1994). In addition, soil moisture can indirectly affect soil CH₄ uptake through altering the composition of soil methane oxidizing bacteria (MOB). When CH₄ is high during a period of high soil moisture, the MOB can grow on the higher CH₄ and are likely to be stimulated by higher N availability. When CH₄ returns to atmospheric levels, the number of MOB utilizing atmospheric CH₄ is higher, resulting in higher rates (Bodelier 2011). However, N addition did not change soil moisture in our study. Although soil CH₄ fluxes in the boreal forest were dominated by the effects of soil moisture, the changes in soil CH₄ uptake elicited by N addition could not be caused by changes in soil moisture.

Soil CH₄ uptake was related to the optimal soil temperature when the diffusion rates of CH₄ and O₂ from the atmosphere into the soil are equal to soil CH₄ and O₂ consumption (Cai and Yan 1999, Fang et al. 2010). The optimal temperature for soil CH₄ oxidation varies with latitude: about 20–30° C in low-latitude

regions (Boeckx and VanCleemput 1996, Cai and Yan 1999), 5–25° C in middle-latitude regions (Castro et al. 1995), and >10° C in high-latitude regions (Van den Pol-van Dasselaar et al. 1998). On the contrary, our results showed that soil CH₄ uptake fluxes were positively and negatively related to soil temperature before and after the critical value, respectively, and the soil CH₄ uptake was lowest when the temperature was 9° C. Similarly, Castro et al. (1995) observed that temperature was a strong controlling factor of soil CH₄ consumption at low temperatures, but that CH₄ consumption became independent of soil temperature between 10 and 20° C. This may be explained by the shift in the CH₄ and O₂ diffusion potentials or the competition between soil methanotrophs and soil nitrifiers in different soil temperature ranges (Maljanen et al. 2003, Fang et al. 2010). King and Adamsen (1992) convincingly point out that atmospheric CH₄ uptake by soils is controlled by substrate supply rather than enzyme limitation; hence, a limited temperature effect is noted. In our study, the multiple regression analyses suggested that soil temperature was not the main factor controlling CH₄ uptake in the boreal forest soil.

The soil DOC content may affect soil CH₄ uptake and depends on the input from litter decomposition and rhizo-deposition and the output from leaching and microbial utilization (Park and Matzner 2003). DOC is an important organic substrate for methanogens, and the CH₄ they produce provides the substrate for methanotrophs. Therefore, DOC can both negatively and positively affect soil CH₄ uptake. Our results showed that low and medium N significantly increased soil DOC contents in organic and mineral horizons, which was consistent with some results from N manipulation experiments across temperate and subtropical forests (Fang et al. 2009, Xu and Inubushi 2009). For the N-limited boreal forest, N addition largely stimulated the litter decomposition and microbial C substrate utilization, which had been confirmed by the changes in soil CO₂ fluxes resulting from N addition (Wendu et al. 2012). In addition, we found that the soil DOC concentration had positive effects on CH₄ uptake in the well-drained boreal forest soil. Similarly, Jacinthe and Lal (2006) reported that the oxidation rates of CH₄ in the reclaimed grassland soils were positively correlated with both water-extracted organic C and NH₄⁺. Using stepwise linear regression, Kim et al. (2012) also found that soil organic carbon content was the second most important factor controlling soil CH₄ uptake after soil moisture. The accumulation of soil DOC induced by N addition could increase substrate availability for methanogens to produce more CH₄ (Segers and Kengen 1998, Bradford et al. 2001). Because the soil CH₄ oxidation rate is generally dominated by the CH₄ concentration in soil profile, the increasing CH₄ concentration will lead to an increased rate of CH₄ oxidation (Dalal et al. 2008).

Finally, soil acidification could also be a driving factor for the changes in soil CH₄ uptake under N addition. According to previous studies, forest soil methanotrophs have an optimal pH ranging from 5.0 to 6.5, and the ability of soil methanotrophs to oxidize atmospheric CH₄ is significantly reduced when pH is <4.0 (Le Mer and Roger 2001, Semenov et al. 2004, Xu and Inubushi 2009). In this study, although medium and high N significantly reduced soil pH values by 0.2 and 0.4 unit, respectively, the pH range for soil CH₄ oxidation was still within the optimal pH range. Therefore, the contribution of soil pH to soil CH₄ uptake was less than those of other factors, and pH variation was not the main factor causing changes in soil CH₄ uptake that resulted from N addition.

Based on the multiple regression results, soil moisture, DOC,

and inorganic N were the dominant factors that controlled soil CH₄ uptake fluxes. These factors only explain about half of the variability in soil CH₄ uptake. Other factors such as soil porosity, soil compactness, and thickness of the organic layer could also affect CH₄ uptake in the boreal forest soil (Borken and Brumme 2009). Under the scenarios of increasing N deposition, the availability of soil dissolved C and mineral N played more important roles in regulating soil CH₄ uptake in the boreal forest. Furthermore, the molecular mechanisms involved in regulating the effects of experimental N deposition on soil methanotrophic and methanogenic communities should be explored in the future.

Conclusions

A low-level N addition experiment was conducted to evaluate the effects of atmospheric N deposition on soil properties and soil CH₄ uptake fluxes in the boreal forest of the Great Xing'an Mountain region. During the first growing season, we found that N addition with NH₄NO₃ did not significantly lead to soil NH₄⁺-N accumulation, because low N rather than high N tended to increase soil NO₃⁻-N and DOC contents. The critical level of N input for the alteration of the soil properties and soil CH₄ uptake is about 20 kg N ha⁻¹ year⁻¹ when the ambient atmospheric N deposition rate is considered. In addition, CH₄ uptake in the cold-temperate coniferous forest soil was dominated by soil moisture content followed by soil DOC and mineral N concentrations. It seemed that low-level N addition promoted soil CH₄ uptake fluxes through increasing soil NO₃⁻-N and DOC concentrations. The fact that N addition promotes CH₄ uptake implies that the boreal forest may remove more CH₄ from the atmosphere under future increased nitrogen deposition conditions.

Literature Cited

- ADAMSEN, A.P.S., AND G.M. KING. 1993. Methane consumption in temperate and sub-arctic forest soils—Rates, vertical zonation, and responses to water and nitrogen. *Appl. Environ. Microb.* 59(2):485–490.
- AMBUS, P., AND G.P. ROBERTSON. 2006. The effect of increased N deposition on nitrous oxide, methane and carbon dioxide fluxes from unmanaged forest and grassland communities in Michigan. *Biogeochemistry* 79(3):315–337.
- ARONSON, E.L., AND B.R. HELLIKER. 2010. Methane flux in non-wetland soils in response to nitrogen addition: A meta-analysis. *Ecology* 91(11):3242–3251.
- BASILIKO, N., A. KHAN, C.E. PRESCOTT, R. ROY, AND S.J. GRAYSTON. 2009. Soil greenhouse gas and nutrient dynamics in fertilized western Canadian plantation forests. *Can. J. For. Res.* 39(6):1220–1235.
- BODELIER, P.L.E. 2011. Interactions between nitrogenous fertilizers and methane cycling in wetland and upland soils. *Curr. Opin. Environ. Sust.* 3(5):379–388.
- BODELIER, P.L.E., AND H.J. LAANBROEK. 2004. Nitrogen as a regulatory factor of methane oxidation in soils and sediments. *FEMS Microbiol. Ecol.* 47(3):265–277.
- BOECKX, P., AND O. VANCLEEMPUT. 1996. Methane oxidation in a neutral landfill cover soil: Influence of moisture content, temperature, and nitrogen-turnover. *J. Environ. Qual.* 25(1):178–183.
- BORKEN, W., AND R. BRUMME. 2009. Methane uptake by temperate forest soils. P. 369–385 in *Functioning and management of European beech ecosystems*, Brumme, R., and P.K. Khanna (eds.). Springer Verlag, Berlin, Germany.
- BOWDEN, R.D., K.M. NEWKIRK, AND G.M. RULLO. 1998. Carbon dioxide and methane fluxes by a forest soil under laboratory-controlled moisture and temperature conditions. *Soil Biol. Biochem.* 30(12):1591–1597.

- BRADFORD, M.A., P.A. WOOKEY, P. INESON, AND H.M. LAPPIN-SCOTT. 2001. Controlling factors and effects of chronic nitrogen and sulphur deposition on methane oxidation in a temperate forest soil. *Soil Biol. Biochem.* 33(1):93–102.
- CAI, Z.C., AND X.Y. YAN. 1999. Kinetic model for methane oxidation by paddy soil as affected by temperature, moisture and N addition. *Soil Biol. Biochem.* 31(5):715–725.
- CASTRO, M.S., P.A. STEUDLER, J.M. MELILLO, J.D. ABER, AND R.D. BOWDEN. 1995. Factors controlling atmospheric methane consumption by temperate forest soils. *Global Biogeochem. Cycles* 9(1):1–10.
- CHAN, A.S.K., P.A. STEUDLER, R.D. BOWDEN, J. GULLEDGE, AND C.M. CAVANAUGH. 2005. Consequences of nitrogen fertilization on soil methane consumption in a productive temperate deciduous forest. *Biol. Fertil. Soils.* 41(3):182–189.
- DALAL, R., D. ALLEN, S. LIVESLEY, AND G. RICHARDS. 2008. Magnitude and biophysical regulators of methane emission and consumption in the Australian agricultural, forest, and submerged landscapes: A review. *Plant Soil* 309(1):43–76.
- DIJKSTRA, F.A., J.A. MORGAN, D.R. LECAIN, AND R.F. FOLLETT. 2010. Microbially mediated CH₄ consumption and N₂O emission is affected by elevated CO₂, soil water content, and composition of semi-arid grassland species. *Plant Soil* 329(1–2):269–281.
- DUTTAUR, L., AND L.V. VERCHOT. 2007. A global inventory of the soil CH₄ sink. *Global Biogeochem. Cycles* 21(4). doi:10.1029/2006GB002734.
- FANG, H.J., S.L. CHENG, G.R. YU, J.J. ZHENG, P.L. ZHANG, M.J. XU, Y.N. LI, AND X.M. YANG. 2012. Responses of CO₂ efflux from an alpine meadow soil on the Qinghai Tibetan Plateau to multi-form and low-level N addition. *Plant Soil* 351(1–2):177–190.
- FANG, H.J., G.R. YU, S.L. CHENG, J.M. MO, J.H. YAN, AND S.G. LI. 2009. ¹³C abundance, water-soluble and microbial biomass carbon as potential indicators of soil organic carbon dynamics in subtropical forests at different successional stages and subject to different nitrogen loads. *Plant Soil* 320(1–2):243–254.
- FANG, H.J., G.R. YU, S.L. CHENG, T.H. ZHU, Y.S. WANG, J.H. YAN, M. WANG, M. CAO, AND M. ZHOU. 2010. Effects of multiple environmental factors on CO₂ emission and CH₄ uptake from old-growth forest soils. *Biogeosciences* 7(1):395–407.
- GALLOWAY, J.N., A.R. TOWNSEND, J.W. ERISMAN, M. BEKUNDA, Z.C. CAI, J.R. FRENEY, L.A. MARTINELLI, S.P. SEITZINGER, AND M.A. SUTTON. 2008. Transformation of the nitrogen cycle: Recent trends, questions, and potential solutions. *Science* 320(5878):889–892.
- GOWER, S.T., O. KRANKINA, R.J. OLSON, M. APPS, S. LINDER, AND C. WANG. 2001. Net primary production and carbon allocation patterns of boreal forest ecosystems. *Ecol. Appl.* 11(5):1395–1411.
- GULLEDGE, J., A.P. DOYLE, AND J.P. SCHIMEL. 1997. Different NH₄⁺-inhibition patterns of soil CH₄ consumption: A result of distinct CH₄-oxidizer populations across sites? *Soil Biol. Biochem.* 29(1):13–21.
- GULLEDGE, J., Y. HRYWNA, C. CAVANAUGH, AND P.A. STEUDLER. 2004. Effects of long-term nitrogen fertilization on the uptake kinetics of atmospheric methane in temperate forest soils. *FEMS Microbiol. Ecol.* 49(3):389–400.
- HÜTSCH, B.W., C.P. WEBSTER, AND D.S. POWLSON. 1994. Methane oxidation in soil as affected by land-use, soil-pH and N-fertilization. *Soil Biol. Biochem.* 26(12):1613–1622.
- INOUE, R. 2006. Effects of shrub removal and nitrogen addition on soil moisture in sagebrush steppe. *J. Arid Environ.* 65(4):604–618.
- INTERNATIONAL UNION OF SOIL SCIENCE WORKING GROUP. 2006. *World reference base for soil resources. World Soil Resources report 103.* Food and Agriculture Organization of the United Nations, Rome, Italy. 32 p.
- JACINTHE, P., AND R. LAL. 2006. Methane oxidation potential of reclaimed grassland soils as affected by management. *Soil Sci.* 171(10):772–783.
- JANG, I., S. LEE, J.H. HONG, AND H.J. KANG. 2006. Methane oxidation rates in forest soils and their controlling variables: A review and a case study in Korea. *Ecol. Res.* 21(6):849–854.
- JANG, I., S. LEE, K.D. ZOH, AND H. KANG. 2011. Methane concentrations and methanotrophic community structure influence the response of soil methane oxidation to nitrogen content in a temperate forest. *Soil Biol. Biochem.* 43(3):620–627.
- KIM, Y.S., M. IMORI, M. WATANABE, R. HATANO, M.J. YI, AND T. KOIKE. 2012. Simulated nitrogen inputs influence methane and nitrous oxide fluxes from a young larch plantation in northern Japan. *Atmos. Environ.* 46(1):36–44.
- KING, G.M., AND A.P.S. ADAMSEN. 1992. Effects of temperature on methane consumption in a forest soil and in pure cultures of the methanotroph *Methylobacterium rubra*. *Appl. Environ. Microb.* 58(9):2758–2763.
- KOSCHORRECK, M., AND R. CONRAD. 1993. Oxidation of atmospheric methane in soil—Measurements in the field, in soil cores and in soil samples. *Global Biogeochem. Cycles* 7(1):109–121.
- LÜ, C.Q., AND H.Q. TIAN. 2007. Spatial and temporal patterns of nitrogen deposition in China: Synthesis of observational data. *J. Geophys. Res.* Atmos. 112(D22):27.
- LE MER, J., AND P. ROGER. 2001. Production, oxidation, emission and consumption of methane by soils: A review. *Eur. J. Soil Biol.* 37(1):25–50.
- MALJANEN, M., H. JOKINEN, A. SAARI, R. STRÖMMER, AND P. MARTIKAINEN. 2006. Methane and nitrous oxide fluxes, and carbon dioxide production in boreal forest soil fertilized with wood ash and nitrogen. *Soil Use Manage.* 22(2):151–157.
- MALJANEN, M., A. LIKANEN, J. SILVOLA, AND P.J. MARTIKAINEN. 2003. Methane fluxes on agricultural and forested boreal organic soils. *Soil Use Manage.* 19(1):73–79.
- MANCINELLI, R.L. 1995. The regulation of methane oxidation in soil. *Annu. Rev. Microbiol.* 49(1):581–605.
- PARK, J.H., AND E. MATZNER. 2003. Controls on the release of dissolved organic carbon and nitrogen from a deciduous forest floor investigated by manipulations of aboveground litter inputs and water flux. *Biogeochemistry* 66(3):265–286.
- REAY, D.S., AND D.B. NEDWELL. 2004. Methane oxidation in temperate soils: Effects of inorganic N. *Soil Biol. Biochem.* 36(12):2059–2065.
- SAARI, A., A. SMOLANDER, AND P. MARTIKAINEN. 2004. Methane consumption in a frequently nitrogen-fertilized and limed spruce forest soil after clear-cutting. *Soil Use Manage.* 20(1):65–73.
- SCHNELL, S., AND G.M. KING. 1994. Mechanistic analysis of ammonium inhibition of atmospheric methane consumption in forest soils. *Appl. Environ. Microbiol.* 60(10):3514–3521.
- SEGERS, R., AND S. KENGEN. 1998. Methane production as a function of anaerobic carbon mineralization: A process model. *Soil Biol. Biochem.* 30(8–9):1107–1117.
- SEMENOV, V.M., I.K. KRAVCHENKO, T.V. KUZNETSOVA, N.A. SEMENOVA, S.A. BYKOVA, L.E. DULOV, V.F. GAL'CHENKO, ET AL. 2004. Seasonal dynamics of atmospheric methane oxidation in gray forest soils. *Microbiology* 73(3):356–362.
- SITAJLA, B.K., L.R. BAKKEN, AND G. ABRAHAMSEN. 1995. CH₄ uptake by temperate forest soil—Effect of N input and soil acidification. *Soil Biol. Biochem.* 27(7):871–880.
- SMITH, K., K. DOBBIE, B. BALL, L. BAKKEN, B. SITAJLA, S. HANSEN, R. BRUMME, ET AL. 2000. Oxidation of atmospheric methane in Northern European soils, comparison with other ecosystems, and uncertainties in the global terrestrial sink. *Global Change Biol.* 6(7):791–803.
- SOLOMON, S. 2007. *Climate change 2007: The physical science basis: Contribution of Working Group I to the Fourth Assessment Report of the Intergovernmental Panel on Climate Change.* Cambridge University Press, Cambridge, UK. 996 p.
- SONNLEITNER, M.A., M.S. GUNTARDT-GOERG, I.K. BUCHER-WALLIN, W. ATTINGER, S. REIS, AND R. SCHULIN. 2001. Influence of soil type on the effects of elevated atmospheric CO₂ and N deposition on the water balance and growth of a young spruce and beech forest. *Water Air Soil Poll.* 126(3–4):271–290.

- STEIN, V.B., AND J.P.A. HETTIARATCHI. 2001. Methane oxidation in three Alberta soils: Influence of soil parameters and methane flux rates. *Environ. Technol.* 22(1):101–111.
- STEINKAMP, R., K. BUTTERBACH-BAHL, AND H. PAPEN. 2001. Methane oxidation by soils of an N limited and N fertilized spruce forest in the Black Forest, Germany. *Soil Biol. Biochem.* 33(2):145–153.
- STAUDLER, P., R. BOWDEN, J. MELILLO, AND J. ABER. 1989. Influence of nitrogen fertilization on methane uptake in temperate forest soils. *Nature* 341:314–316.
- VAN DEN POL-VAN DASSELAAR, A., M. VAN BEUSICHEM, AND O. OENEMA. 1998. Effects of soil moisture content and temperature on methane uptake by grasslands on sandy soils. *Plant Soil* 204(2): 213–222.
- VAN HUISSTEDEN, J., T. MAXIMOV, A. KONONOV, AND A. DOLMAN. 2008. Summer soil CH₄ emission and uptake in taiga forest near Yakutsk, Eastern Siberia. *Agric. For. Meteorol.* 148(12):2006–2012.
- WANG, Y.S., AND Y.H. WANG. 2003. Quick measurement of CH₄, CO₂ and N₂O emissions from a short-plant ecosystem. *Adv. Atmos. Sci.* 20(5):842–844.
- WANG, Z.P., AND P. INESON. 2003. Methane oxidation in a temperate coniferous forest soil: Effects of inorganic N. *Soil Biol. Biochem.* 35(3):427–433.
- WENDU, R., H. FANG, G. YU, S. CHENG, M. ZHOU, W. GAO, P. ZHANG, AND M. XU. 2012. Early nitrogen deposition effects on CO₂ efflux from a cold-temperate coniferous forest soil. *Acta Ecol. Sin.* 32(7):2185–2195 (In Chinese).
- WHALEN, S., AND W. REEBURGH. 2000. Effect of nitrogen fertilization on atmospheric methane oxidation in boreal forest soils. *Chemosphere* 2(2):151–155.
- WHALEN, S., W. REEBURGH, AND K. KIZER. 1991. Methane consumption and emission by taiga. *Global Biogeochem. Cycles* 5(3):261–273.
- WHALEN, S.C. 2000. Influence of N and non-N salts on atmospheric methane oxidation by upland boreal forest and tundra soils. *Biol. Fertil. Soils* 31(3–4):279–287.
- XU, X., AND K. INUBUSHI. 2009. Responses of ethylene and methane consumption to temperature and pH in temperate volcanic forest soils. *Eur. J. Soil Sci.* 60(4):489–498.
- ZHANG, W., J.M. MO, G.Y. ZHOU, P. GUNDERSEN, Y.T. FANG, X.K. LU, T. ZHANG, AND S.F. DONG. 2008. Methane uptake responses to nitrogen deposition in three tropical forests in southern China. *J. Geophys. Res. Atmos.* 113(D11):16.